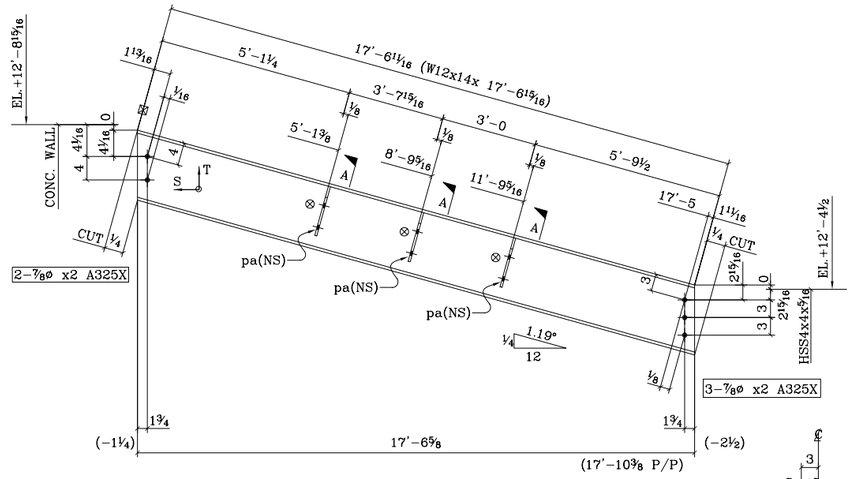

ONE - BEAM - D24A
(NR.GRID.C/BET.2-3)

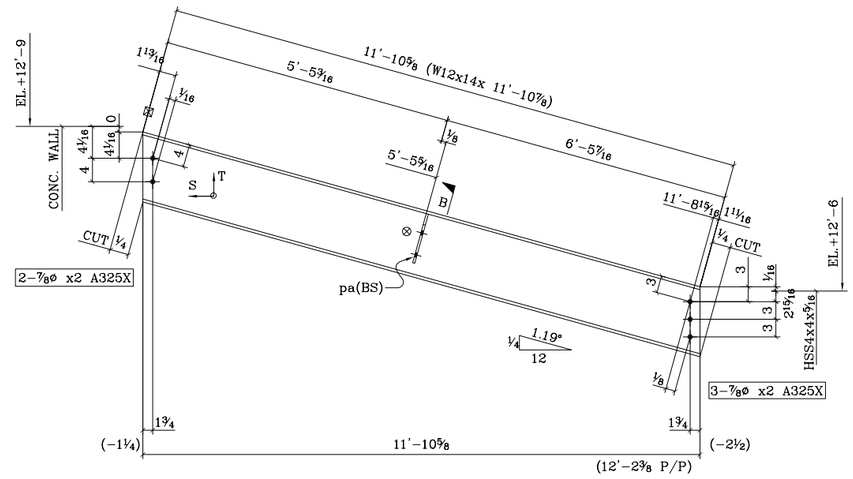

ONE - BEAM - D24D
(GRID.NR.H/BET2-3)

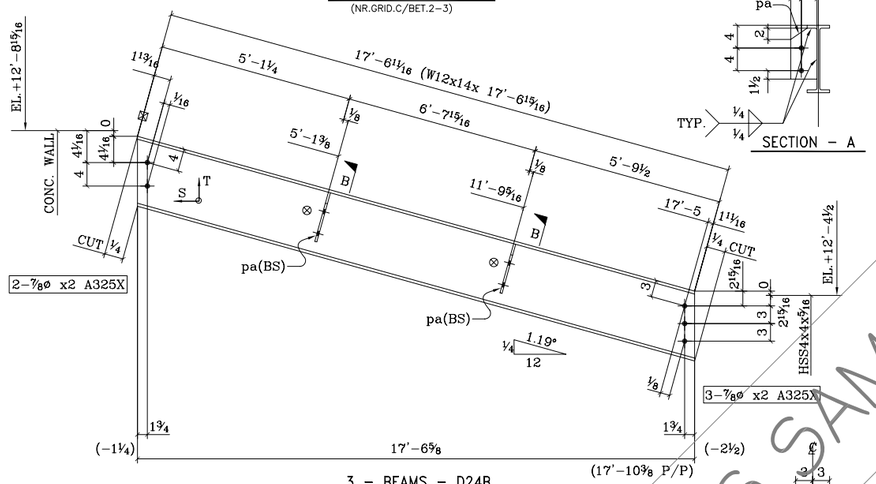

3 - BEAMS - D24B
(GRID.D/BET.2-3)
(GRID.E/BET.2-3)
(GRID.F/BET.2-3)

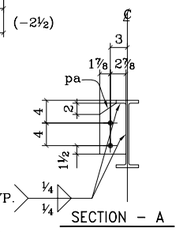

SECTION - A

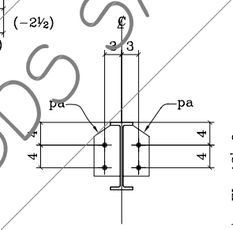

SECTION - B

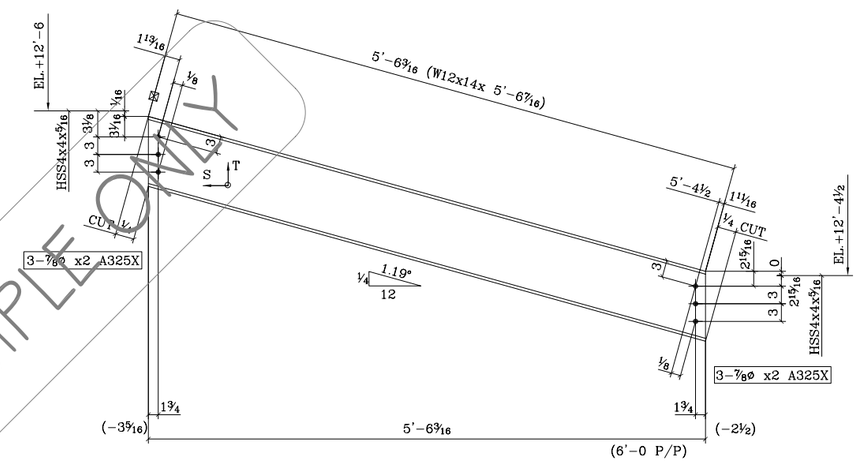

ONE - BEAM - D24F
(GRID.NR.2/BET.F-G)

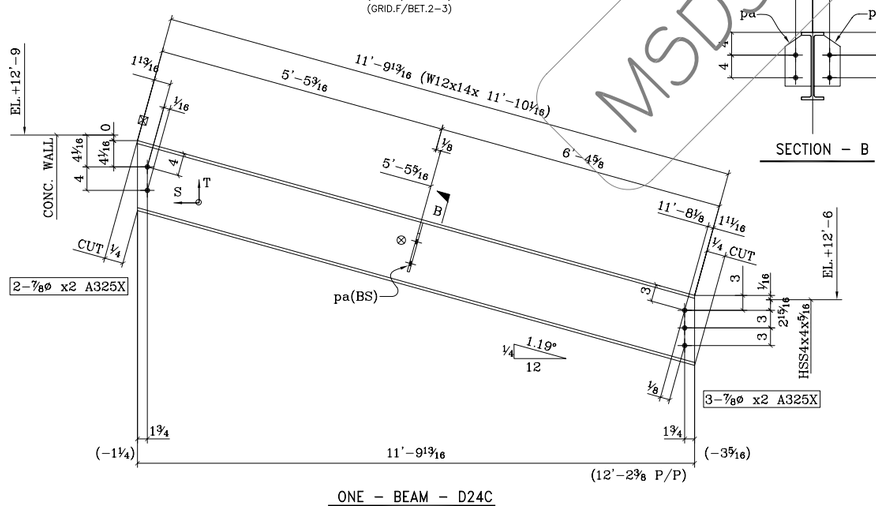

ONE - BEAM - D24C
(GRID.NR.G/BET2-3)

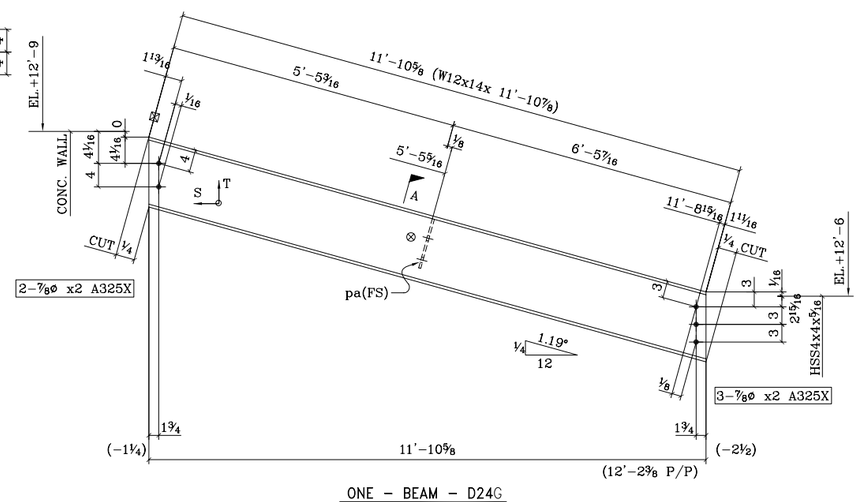

ONE - BEAM - D24G
(GRID.NR.H/BET.2-3)

REF. E-DWG: E3

BILL OF MATERIALS

SHIP MK	P.C. MK	QTY.	DESCRIPTION	LENGTH FT	LENGTH IN	GRD.	REMARKS
D24A		ONE	W12x14	17	6 15/16		
	pa	3	PL 3/8 x 4 3/4	0	9 1/4	A36	
D24B		3	W12x14	17	6 15/16		
	pa	6	PL 3/8 x 4 3/4	0	9 1/4	A36	
D24C		ONE	W12x14	11	10 1/16		
	pa	2	PL 3/8 x 4 3/4	0	9 1/4	A36	
D24D		ONE	W12x14	11	10 7/8		
	pa	2	PL 3/8 x 4 3/4	0	9 1/4	A36	
D24F		ONE	W12x14	5	6 7/16		
D24G		ONE	W12x14	11	10 7/8		
	pa	1	PL 3/8 x 4 3/4	0	9 1/4	A36	
			FIELD BOLTS				
		41	7/8ø BOLT	0	2	A325X	

SHOP NOTES:

1. ☒ INDICATES RUNNING DIMENSION.
2. ALL CORNER CLIP 3/4 x 3/4.

STRUCTURAL STEEL

1. STRUCTURAL STEEL SHAPES. PLATES & BARS SHALL CONFORM TO ASTM A572, 50 ksi OR ASTM A992 DUAL, GRADE 50.
2. STRUCTURAL STEEL TUBES SHALL CONFORM TO ASTM A500 GRADE B; MIN. YIELD STRESS = 46 ksi
3. HIGH STRENGTH BOLTS SHALL BE A325 SLIP CRITICAL.
4. PRIME PAINT ALL STEEL MEMBERS WITH RUST INHIBITIVE PRIMER (2 COATS) AND TOUCH UP AFTER ERECTION AS REQUIRED.
5. HOLES THRU MEMBERS FOR ATTACHING BOLTS SHALL BE THE BOLT DIAMETER PLUS 1/16" MAXIMUM.
6. MACHINE BOLTS (M. BOLTS) WHERE DETAILED SHALL CONFORM TO ASTM A307.

OPEN HOLE 15/16ø UNO

FINISH .

PRINT RECORD

	NO.	Date
APPROVAL		
RESUBMIT		
SHOP		
ERECTOR		

REV.

△		
△		
△		
3	APPROVAL	11/15/05

PROJECT:
UNION CITY GYMNASIUM
34009 ALVARADO-NILES ROAD-UNION CITY, CA 94587

TITLE BEAM DETAILS

G. C. ZOLMAN CONSTRUCTION

DATE 09/16/05 | DWN BY JTS | CHKD BY CM | JOB NO. 278 | DWG NO. D24 3

MSDS SAMPLE ONLY

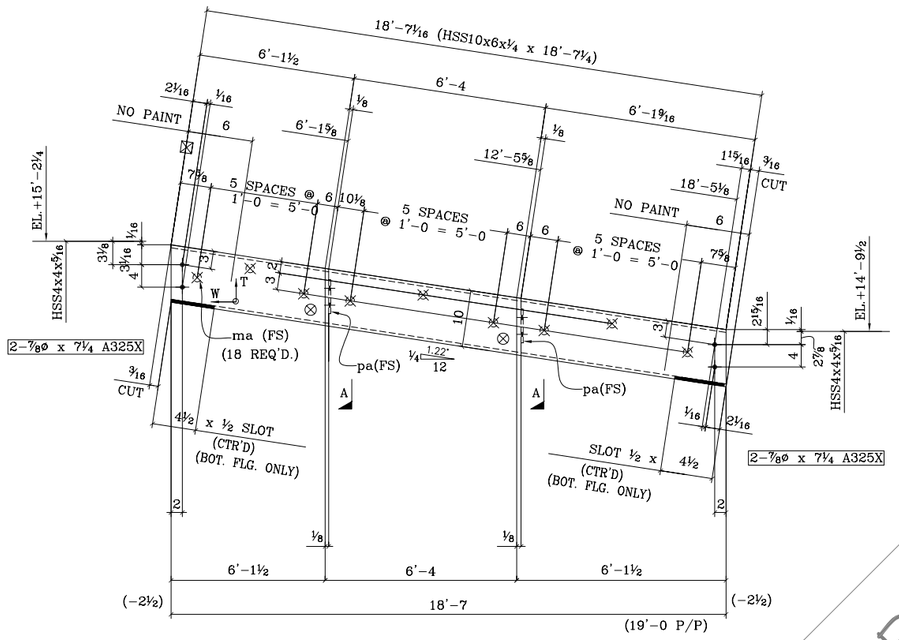

ONE - BEAM - D35A
(GRID.6/BET.C-D)

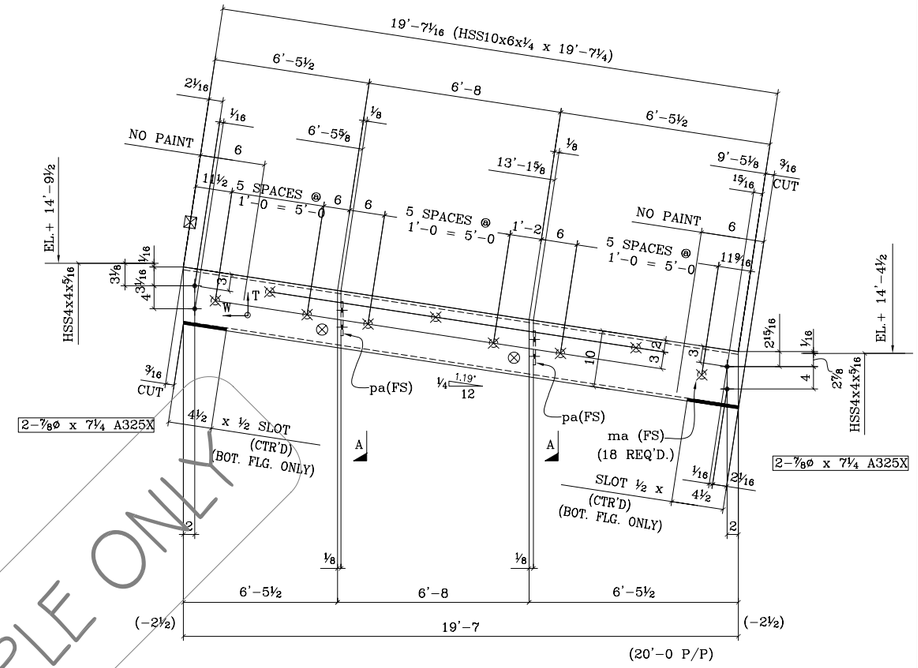

ONE - BEAM - D35C
(GRID.6/BET.F-G)

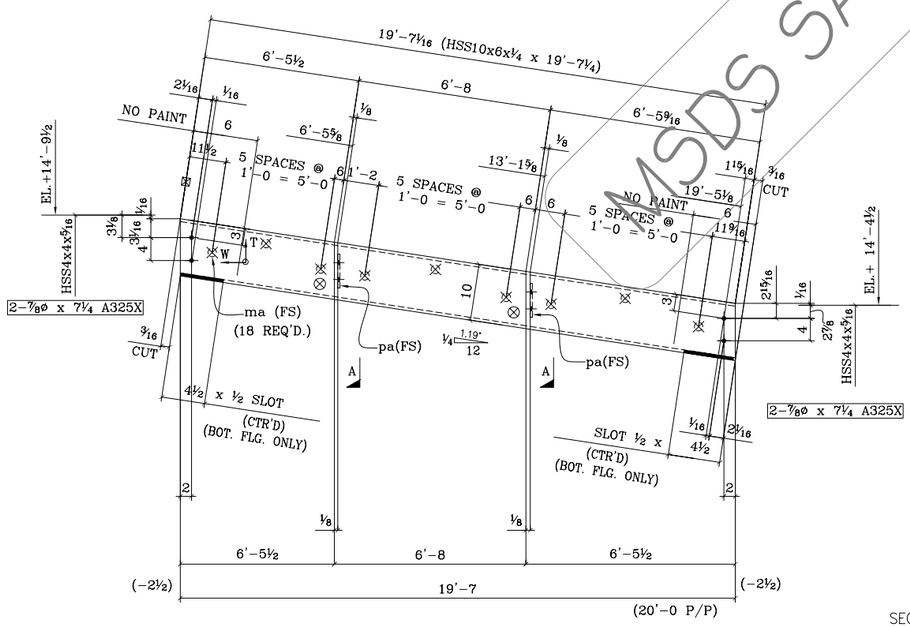

ONE - BEAM - D35B
(GRID.6/BET.D-E)

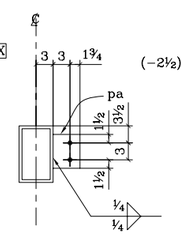

SECTION-A

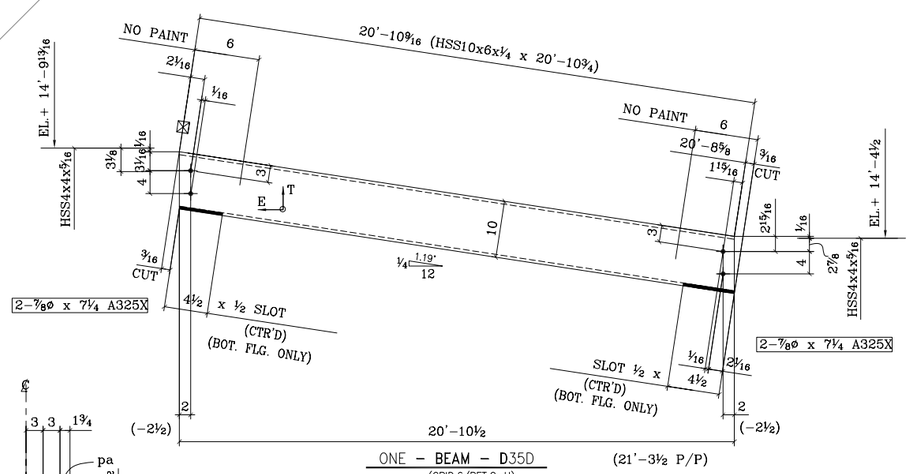

ONE - BEAM - D35D
(GRID.6/BET.G-H)

MSDS SAMPLE ONLY

BILL OF MATERIALS

SHIP MK	P.C. MK	QTY.	DESCRIPTION	LENGTH FT	LENGTH IN	GRD.	REMARKS
D35A		ONE	HSS10x6x1/4	18	7 1/4		
	pa	2	PL 3/8 x 4 1/2	0	6	A36	
	ma	18	3/4ø THREADED RODS	0	2 3/4		
D35B		ONE	HSS10x6x1/4	19	7 1/4		
	pa	2	PL 3/8 x 4 1/2	0	6	A36	
	ma	18	3/4ø THREADED RODS	0	2 3/4		
D35C		ONE	HSS10x6x1/4	19	7 1/4		
	pa	2	PL 3/8 x 4 1/2	0	6	A36	
	ma	18	3/4ø THREADED RODS	0	2 3/4		
D35D		ONE	HSS10x6x1/4	20	10 3/4		
			FIELD BOLTS				
		16	7/8ø	0	7 1/4	A325X	

SHOP NOTES:

1. ⊠ INDICATES RUNNING DIMENSION.
2. ALL CORNER CLIP 3/4 x 3/4.
3. ⊗ INDICATES POSITION OF INCOMING PART

STRUCTURAL STEEL

1, STRUCTURAL STEEL SHAPES. PLATES & BARS SHALL CONFORM TO ASTM A572, 50 ksi OR ASTM A992 DUAL, GRADE 50.
2, STRUCTURAL STEEL TUBES SHALL CONFORM TO ASTM A500 GRADE B; MIN. YIELD STRESS = 46 ksi
3, HIGH STRENGTH BOLTS SHALL BE A325 SLIP CRITICAL.
4, PRIME PAINT ALL STEEL MEMBERS WITH RUST INHIBITIVE PRIMER (2 COATS) AND TOUCH UP AFTER ERECTION AS REQUIRED.
5, HOLES THRU MEMBERS FOR ATTACHING BOLTS SHALL BE THE BOLT DIAMETER PLUS 1/16" MAXIMUM.
6, MACHINE BOLTS (M. BOLTS) WHERE DETAILED SHALL CONFORM TO ASTM A307.

OPEN HOLE 15/16ø UNO

FINISH .

REV.		
△		
△		
△		
△A	FOR APPROVAL	11/25/05

PRINT RECORD	NO.	Date
APPROVAL		
RESUBMIT		
SHOP		
ERECTOR		

PROJECT:
UNION CITY GYMNASIUM
34009 ALVARADO-NILES ROAD-UNION CITY, CA 94587

TITLE BEAM DETAILS

G. C. ZOLMAN CONSTRUCTION

DATE	DWN BY	JOB NO.	DWG NO.
09/16/05	EC	278	D35 △A
	CHKD BY CM		

REF. E. DWG:E1

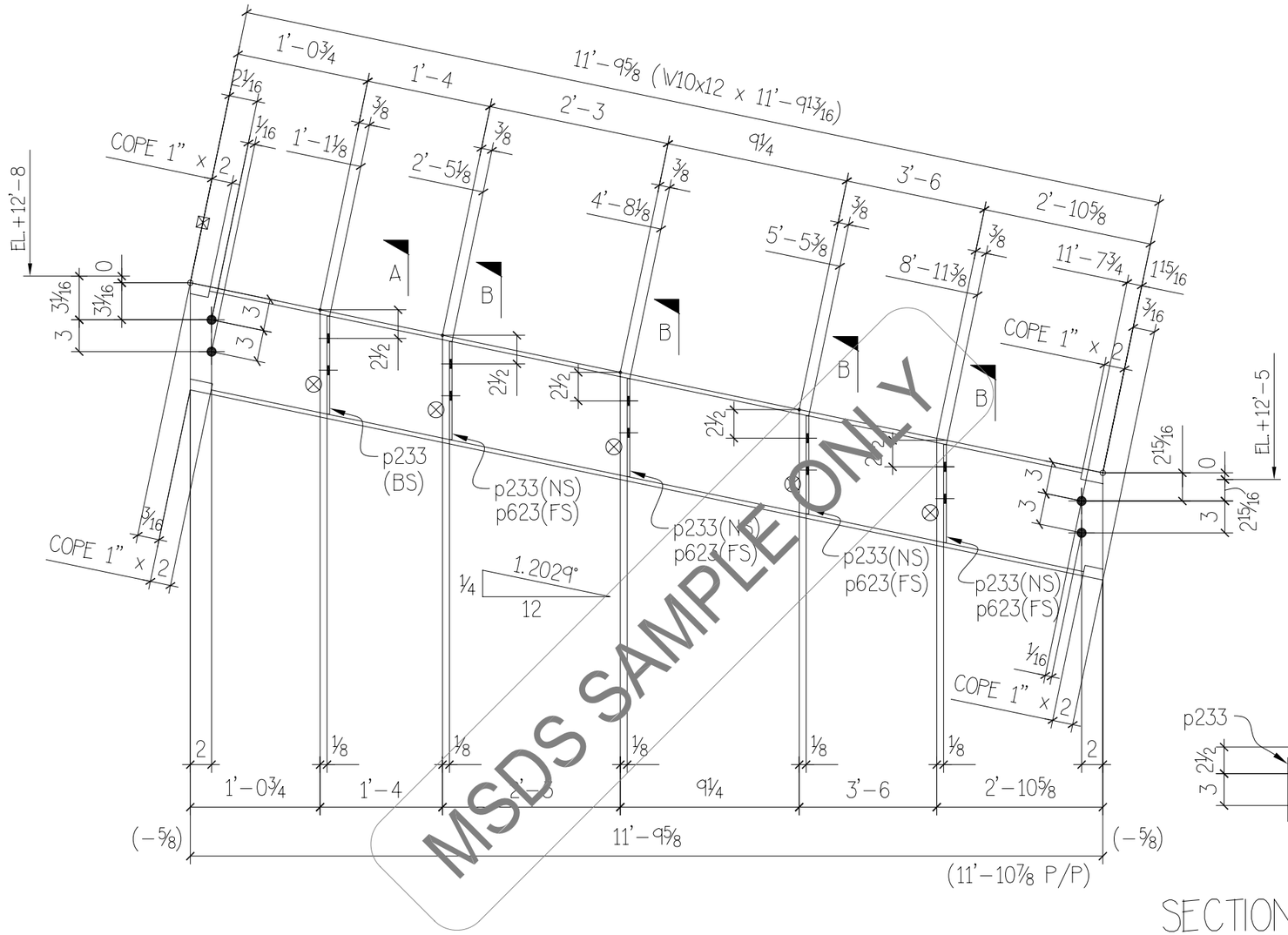

ONE - BEAM - 173A

(@ GRID LINE NEAR O)

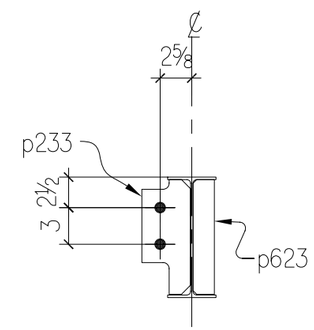

SECTION - B

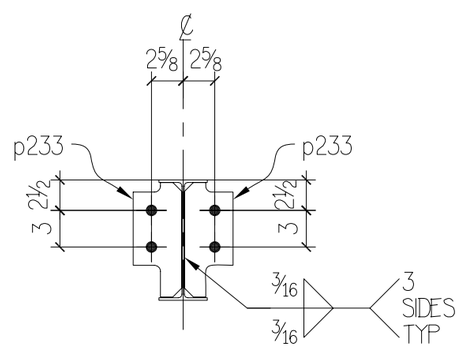

SECTION - A

SHOP NOTES:

1. ⊗ INDICATES PAINT STRIPE SIDE.
2. ⊠ INDICATES TAIL DIMENSIONS START

REF. DWG.: E1

MATERIAL LIST

SHIPPING MARK	ASSEMBLY MARK	NO. PIECES	SIZE	LENGTH FT.	LENGTH IN.	NOTES
173A		ONE	W 10 x 12	11	9 13/16	
	p233	6	PL ¼ x 4	0	9⅜	
	p623	4	PL ¼ x 1¾	0	9⅜	
			FIELD BOLTS			
		4	HSB ⅞"ø A325 W/ 1HHN & 1HFW EA.	0	2	

STRUCTURAL STEEL SHAPES: ASTM A992 U.N.

SHOP PAINT 1-SHOP COAT PRIMER %

FIELD PAINT %

TOTAL WEIGHT

BOLTS _____ HOLES 15/16 ø UNLESS OTHERWISE NOTED

NOTE _____ END & EDGE _____ UNLESS OTHERWISE NOTED

REVISIONS

NO.		DATE	APP'D
A	FOR APPROVAL	3/9	
0	FOR FABRICATION	6/29	
△			

CUSTOMER: T.B. PENICK & SONS, INC.	PRINT RECORD	NO. OF PRINTS	DATE
PROJECT: ST. WILLIAM OF YORK	APPROVAL		
LOCATION: SAN DIEGO, CALIFORNIA	FINAL APPROVAL		
BEAM DETAIL	SHOP		
	ERECTION		
	CONTRACTOR		
	MAT. CONT.		
	REVISION		
	CHECKING		

ARCHITECT: HYNDMAN & HYNDMAN	ENGINEER: STEDMAN & DYSON STRUCTURAL ENGINEERS	SCALE:	
DRAWN BY: MA	DATE: 1/07/05	SHEET NO.	173
CHECKED BY: AF-4	DATE: 1/26/05	JOB NO.	402-05
APPROVED BY: .	DATE: .		