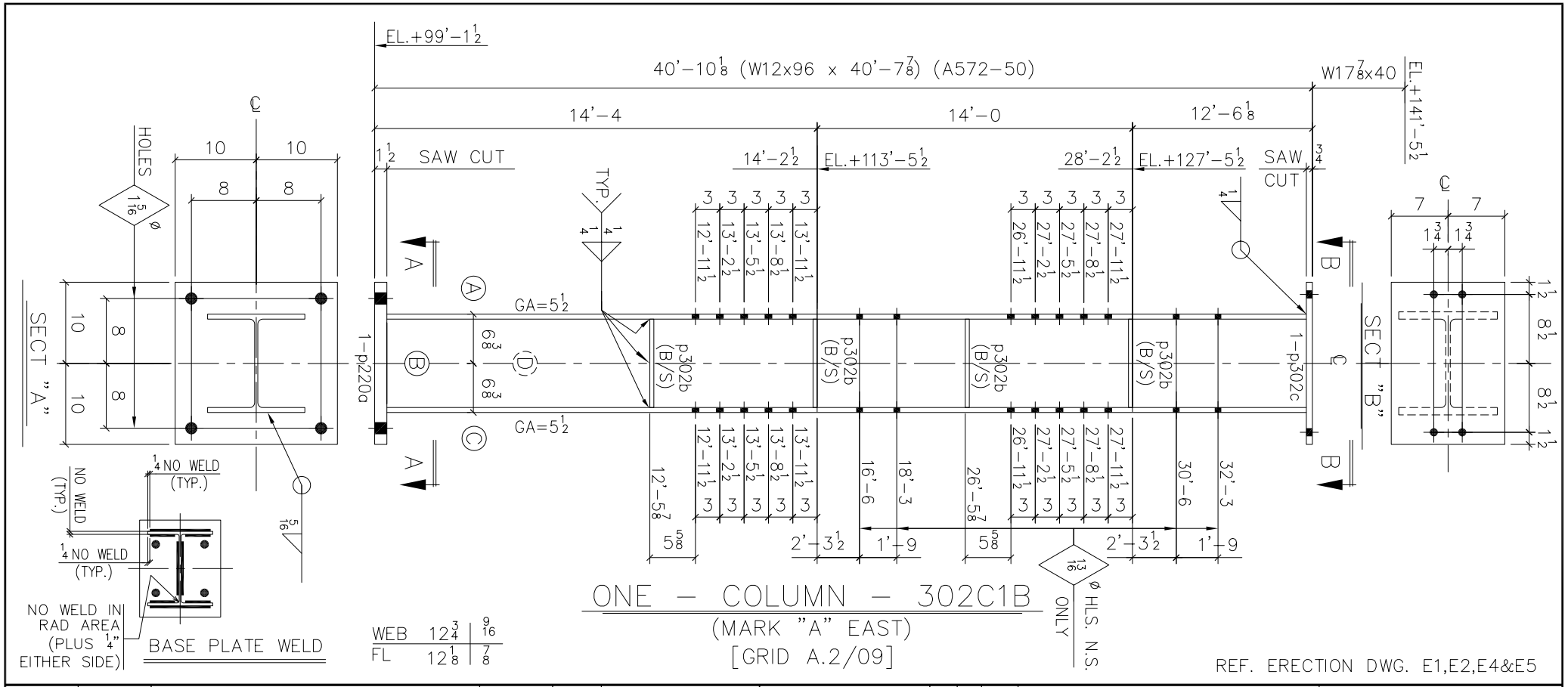

SHIPPING MARK	SHIPPING QUANTITY	MATERIAL: MAT'L DESCRIPTION	LENGTH FT	LENGTH IN	MATERIAL GRADE	M.O. #	REMARKS
302C1B	ONE	W12x96	40	7 7/8	A572-50	8/1	
p220a	ONE	PL 1 1/2x20	1	8	A36		
p302b	8	PL 1/2x5 3/4	0	10 7/8	A36		
p302c	ONE	PL 3/4x14	1	8	A36		

FIELD BOLTS .

M.T.R. REQ'D YES

MADE IN THE USA NO

HOLES 15/16"ø U.N.O.

SURFACE PREP & PAINT
NO PAINT #3

REV.	BY	DATE	REMARKS
B			
A			

REVISIONS

RUNNING DIMENSIONS FROM END OF MAIN MATERIAL.

WELDERS CERTIFIED PER A.W.S.

MEMBERS TO BE ERECTED USING DIRECTION MARK ON MEMBER.

DESCRIPTION: COLUMN (PHASE 2)

JOB: Project Name
Project Address

CUSTOMER: Customer Company Name

Fabricator Company
Fabricator Address

DRAWN BY	DATE
RP	06/26/03
CHK'D BY	DATE
JS	06/26/03
LEADMAN	DATE
JOB NO.	DWG. NO.
2003-040	S302(AC)

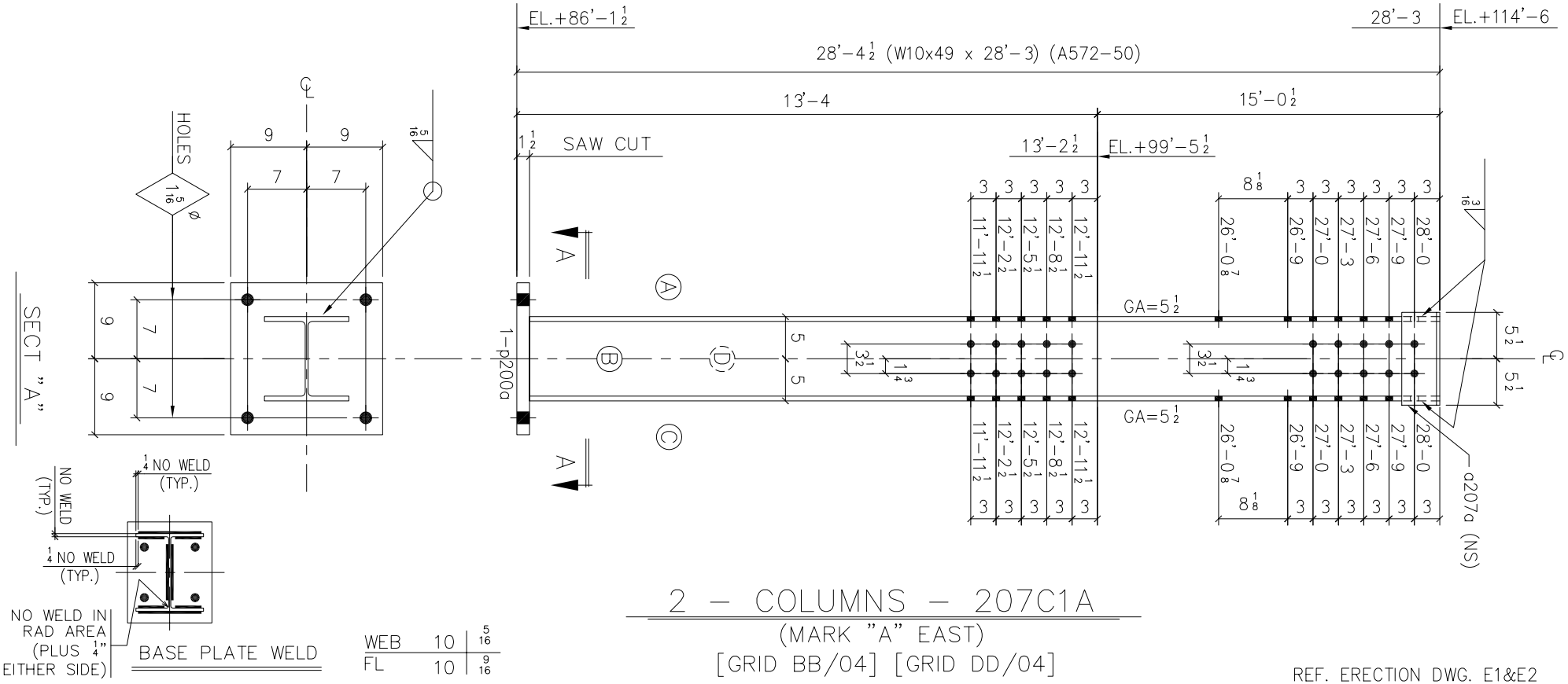

2 – COLUMNS – 207C1A

(MARK "A" EAST)

[GRID BB/04] [GRID DD/04]

REF. ERECTION DWG. E1&E2

SHIPPING MARK	SHIPPING QUANTITY	MATERIAL: MAT'L DESCRIPTION	LENGTH FT	LENGTH IN	MATERIAL GRADE	M.O. #	REMARKS
207C1A	2	W10x49	28	3	A572-50	3/5	
p200a	2	PL1 1/2x18	1	6	A36		
a207a	2	L4x4x1/4	0	11	A36		

FIELD BOLTS

M.T.R. REQ'D YES

MADE IN THE USA NO

HOLES 15/16"ø U.N.O.

SURFACE PREP & PAINT

NO PAINT #3

REV	BY	DATE	REMARKS
B			
A			

REVISIONS

RUNNING DIMENSIONS FROM END OF MAIN MATERIAL.

WELDERS CERTIFIED PER A.W.S.

MEMBERS TO BE ERECTED USING DIRECTION MARK ON MEMBER.

DESCRIPTION: COLUMN (PHASE 1)

JOB: Project Name
Project Address

CUSTOMER: Customer Company Name

Fabricator Company

Fabricator Address

DRAWN BY	DATE
RP	06/26/03
CHK'D BY	DATE
AF	06/26/03
LEADMAN	DATE
JOB NO.	DWG. NO.
2003-040	S207(C)

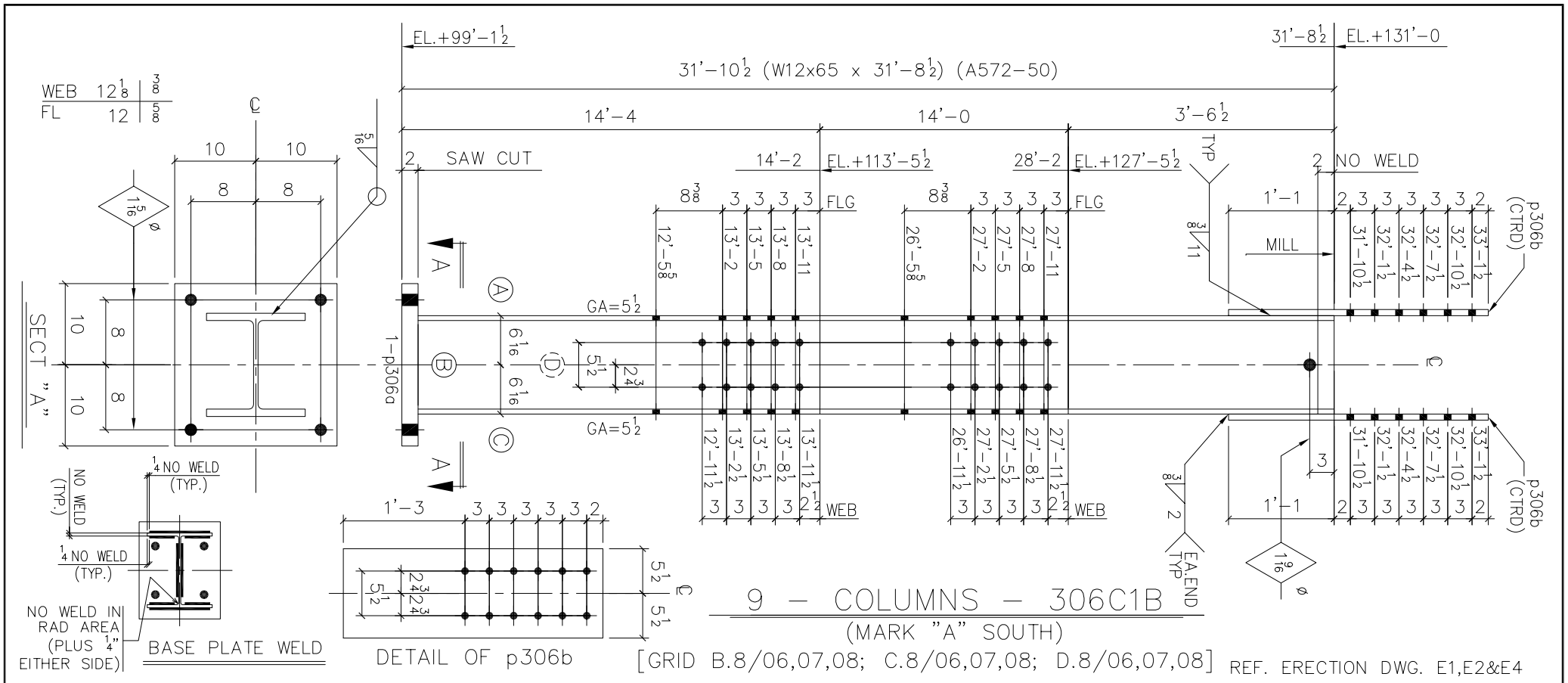

SHIPPING MARK	SHIPPING QUANTITY	MATERIAL: MAT'L DESCRIPTION	LENGTH FT	LENGTH IN	MATERIAL GRADE	M.O. #	REMARKS
306C1B	9	W12x65	31	8 1/2	A572-50	8/5	
p306a	9	PL2x20	1	8	A36		
p306b	18	PL3/4x11	2	8	A572-50		

FIELD BOLTS .

M.T.R. REQ'D YES

MADE IN THE USA NO

HOLES 15/16"ø U.N.O.

SURFACE PREP & PAINT
NO PAINT #3

REV.	BY	DATE	REMARKS
B			
A			

REVISIONS

RUNNING DIMENSIONS FROM END OF MAIN MATERIAL.

WELDERS CERTIFIED PER A.W.S.

MEMBERS TO BE ERECTED USING DIRECTION MARK ON MEMBER.

DESCRIPTION: COLUMN (PHASE 2)

JOB: Project Name
Project Address

CUSTOMER: Customer Company Name

Fabricator Company
Fabricator Address

DRAWN BY	DATE
RP	06/26/03
CHK'D BY	DATE
JS	07/26/03
LEADMAN	DATE
JOB NO.	DWG. NO.
2003-040	S306(AC)

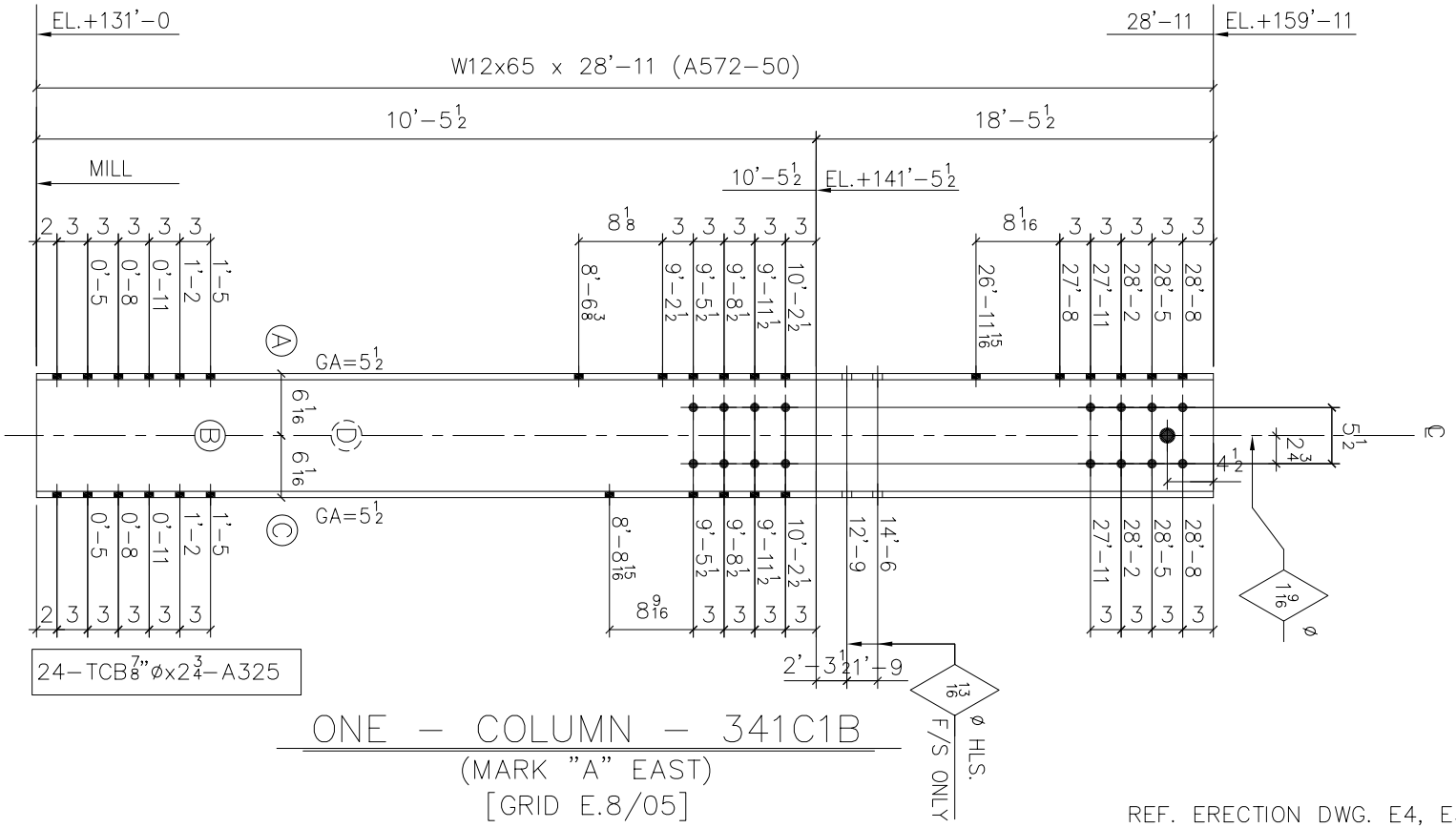

ONE – COLUMN – 341C1B

(MARK "A" EAST)

[GRID E.8/05]

WEB 12 1/8 | 3/8

FL 12 | 5/8

REF. ERECTION DWG. E4, E5 & E6

SHIPPING MARK	SHIPPING QUANTITY	MATERIAL: MAT'L DESCRIPTION	LENGTH FT	LENGTH IN	MATERIAL GRADE	M.O. #	REMARKS
341C1B	ONE	W12x65	28	11	A572-50	8/7	

FIELD BOLTS: 24-TCB 7/8"ø x 2 3/4-A325

M.T.R. REQ'D YES

MADE IN THE USA NO

HOLES 15/16"ø U.N.O.

SURFACE PREP & PAINT: NO PAINT #3

REV.	BY	DATE	REMARKS
B			
A			

REVISIONS

RUNNING DIMENSIONS FROM END OF MAIN MATERIAL.

WELDERS CERTIFIED PER A.W.S.

MEMBERS TO BE ERECTED USING DIRECTION MARK ON MEMBER.

DESCRIPTION: COLUMN (PHASE 2)

JOB: Project Name
Project Address

CUSTOMER: Customer Company Name

Fabricator Company

Fabricator Address

DRAWN BY	DATE
RP	06/26/03
CHK'D BY	DATE
JS	07/26/03
LEADMAN	DATE
JOB NO.	DWG. NO.
2003-040	S341(AC)